

## ROADWAY GRIND & PAVE ON ALMONT DR. & SANTA MONICA BLVD.

### WORK ACTIVITIES & SCHEDULE

#### CONSTRUCTION DATE & TIME:

- Tuesday, October 1, 2024
- 8:00AM - 5:00PM

#### WHAT TO EXPECT:

- Roadway asphalt grinding and asphalt paving on Almont Dr. and Santa Monica Blvd.
- Intermittent lane closures with traffic shifted throughout the day depending on work zone location.
- Moderate noise during grinding from machinery.

#### TRAFFIC FLOW:

- Traffic will continue to flow north and south on N Almont Dr. with one lane in each direction.
- Eastbound traffic on Santa Monica Blvd. will merge into one lane starting from Doheny Dr.
- Please obey traffic signs.
- No right turns allowed from N Almont Dr. onto Santa Monica Blvd.

#### TRAFFIC CONES:

- Cones will be placed around the work zone to identify the construction area, maintain safety, and guide vehicles.
- Vehicular traffic will be permitted by flagger to enter driveways and private properties unless notified in advance. Restrictions on city meters must still be obeyed.

#### PARKING:

- Parking shall be temporarily restricted at some city parking meters to provide access to the work zone.
- Specific date and time of parking restrictions will be posted on each individual meter.





#### DRIVEWAYS:

- Driveways inside the construction zone will be granted access by crew as necessary.
- Crew will be onsite to guide vehicles into and out of roadway and driveways in the construction zone.

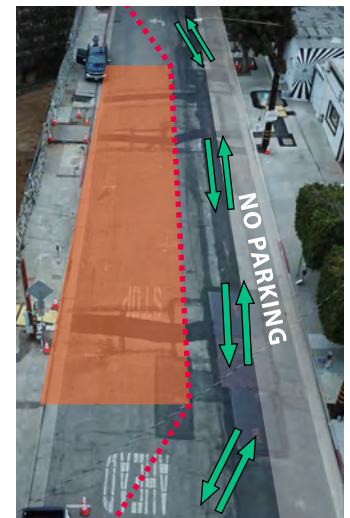
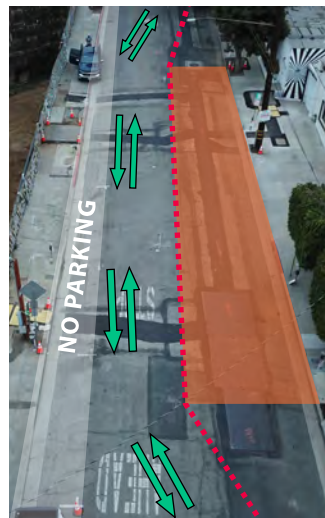
**Please inform your customers to alert crew for access.** Pedestrian Access within Construction Work Zone will be restricted. Please follow the posted signs and please try to use Melrose Ave. to access local business on Almont.






#### LEGEND

-  Roadway Construction Area (roadway work zone)
-  Traffic Cones (cones will adjust based on work area)
-  Temporary Parking Meter Restrictions
-  Temporary Right Turn Restrictions

Images for illustration purposes only. Example of how traffic will shift depending on the work zone. Not an accurate traffic control plan.



### Questions or Concerns?

-  WeHoDesignDistrictStreetscape@bergcm.com
-  1 (800) 362-3996
-  wehodesigndistrictstreetscape.com